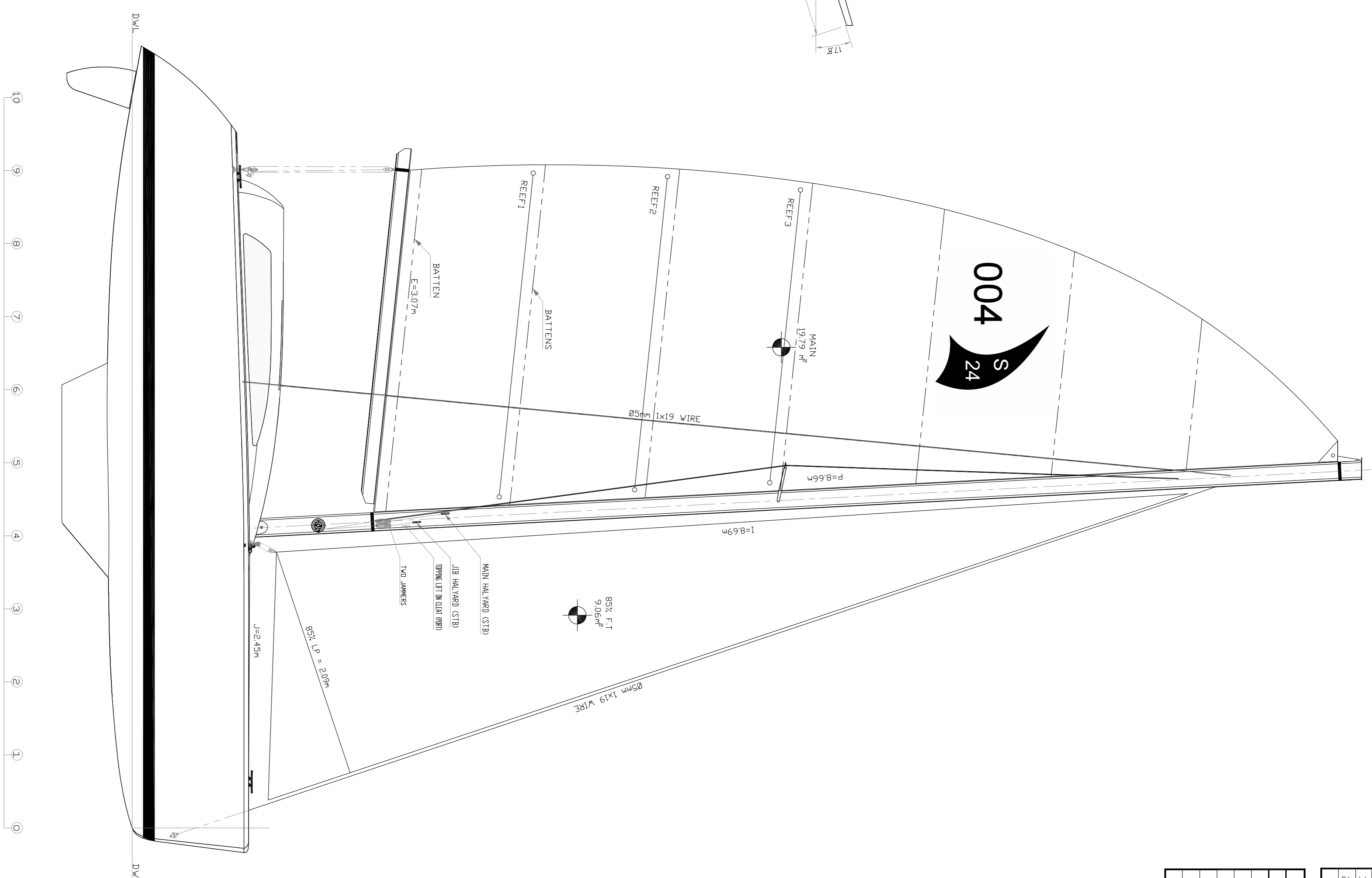
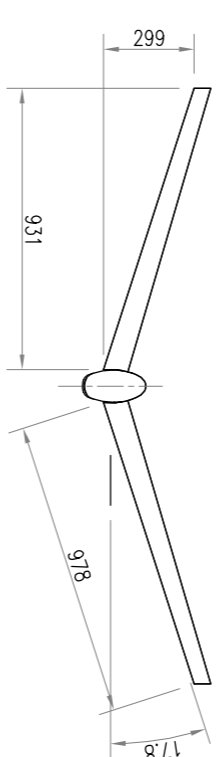
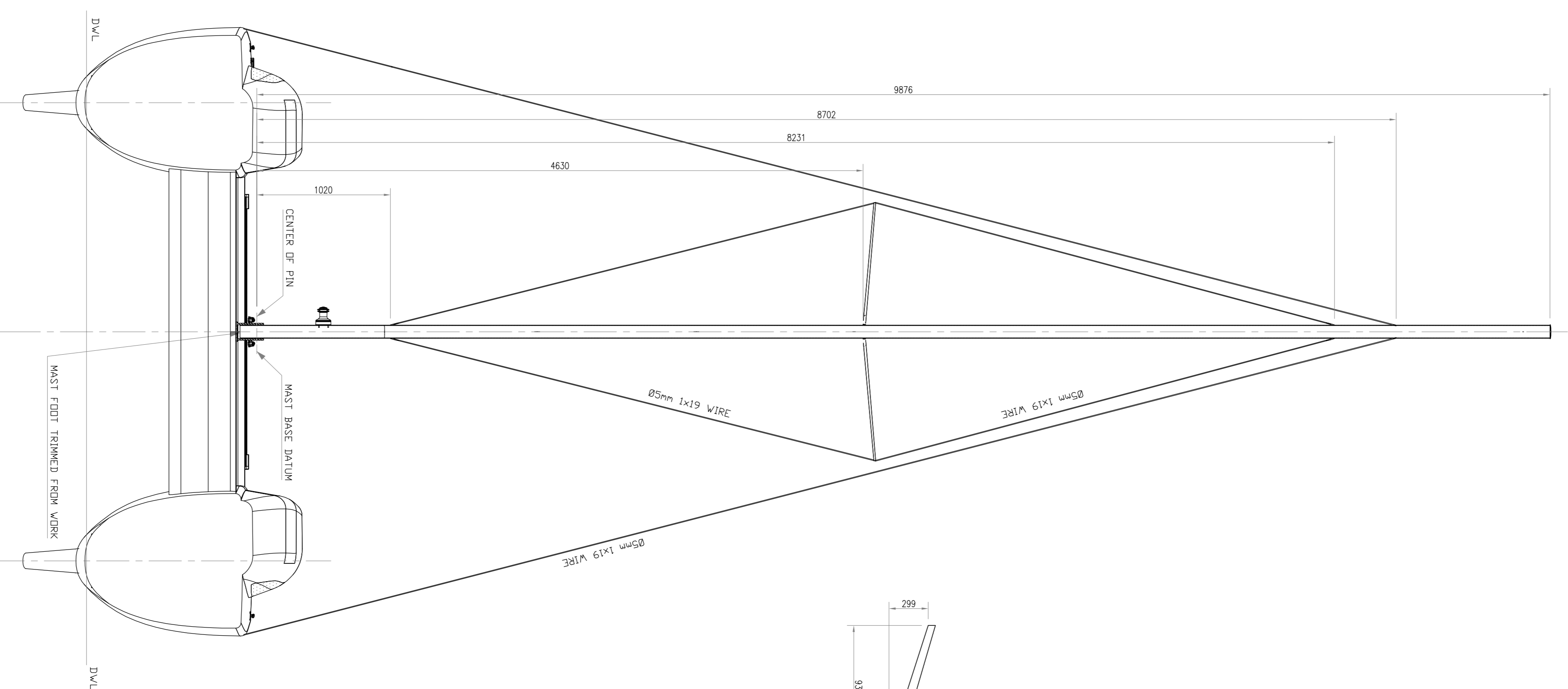


SAIL INFORMATION (Lengths in m, Areas in m ²)			
NO	SAIL	LUFF LEACH FOOT L.P. AREA	COMMENTS
1	MAINSAIL	866 - 307 - 1979	FULL LENGTH BATTENS AREA INCLUSIVE OF ROACH
2	85% JIB	869 819 223 209 906	

SPAR REQUIREMENTS		COMMENTS
SPAR	REQUIRED SPAR INERTIAS (cm ⁴)	
MAST	430 x 176	USE 1260 SECTION (450cm ⁴ x 235cm ⁴)
BOOM	110 x 80	USE F 125 SECTION FOR BOM. BOM NOT DIMENSIONED FOR VANG LISTS

PARTICULARS	VALUES
LDA	7.28
LWL	6.57m
BEAM OVERALL	4.65m
HULL BEAM	1.15m
DRAFT	0.63m
HULL DRAFT	0.225m
DISP	930 Kgs
BRIDGE DECK CLEAR	0.45m
SAIL AREA TOTAL (85% Foretriangle)	28.85m ²
I	8.69m
J	2.45m
P	8.66m
E	3.07m
AIR DRAUGHT	11.03m



- NOTES:
- SPARS TO BE EXTRUDED USING 6061-T6 OR EQUIVALENT.
 - ALLOY FITTINGS TO BE 5083-H-32 OR EQUIVALENT.
 - STAINLESS FITTINGS TO BE 316.
 - SPARS TO BE ANODISED, NATURAL FINISH.
 - STANDING RIGGING TO BE 1x19 SS WIRE.
 - HALYARDS:
 - MAIN: ϕ 10mm POLYESTER
 - TOPPING LIFT/SPARE MAIN: ϕ 10mm POLYESTER.
 - JIB: ϕ 10mm POLYESTER.
 - SHOES: ϕ 10mm POLYESTER.
 - JIB: ϕ 10mm POLYESTER.

CLIENT:	VVS CONSTRUCTION
DESIGN:	SCHEMATIC CAT 24
TITLE:	SAIL PLAN - BASIC BOAT VERSION
SCALE:	1:63 on A1
DATE:	23 APRIL 2007
DWG No:	094-300-00
DRAWN BY:	RJK
CHECKED BY:	MD
DATE:	

REVISIONS:

NO	DATE	DESCRIPTION
1	03/07/07	ISSUED FOR CONSTRUCTION
2	03/07/07	ISSUED FOR CONSTRUCTION
3	03/07/07	ISSUED FOR CONSTRUCTION
4	03/07/07	ISSUED FOR CONSTRUCTION
5	03/07/07	ISSUED FOR CONSTRUCTION
6	03/07/07	ISSUED FOR CONSTRUCTION
7	03/07/07	ISSUED FOR CONSTRUCTION

DESIGNED BY: C. LIPKOWSKI
 CHECKED BY: A. CHANESKI
 DATE: 03/07/07

THE COMPANY OR THIS DRAWING IS EXPRESSLY RESERVED AND NOT BE LOANED, REPRODUCED, COPIED, EITHER WHOLLY OR IN PART, OR BY ANY MEANS, WITHOUT THE WRITTEN PERMISSION OF THE COMPANY OR THIS DRAWING IS VALID ONLY IN CONNECTION WITH THE BUSINESS.

DUTOIT yachti design
 14 083 912 288 Fax: 083 912 489 Cell: 083 912 492
 Email: info@dutoit.com Website: www.dutoit.com